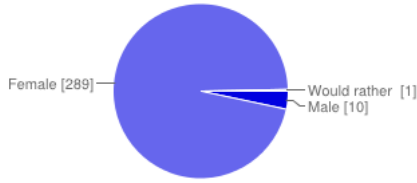


NCHENZ Statistical Survey 2015 Results

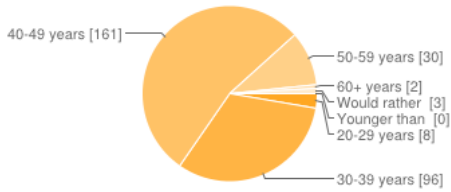
Section 1 - Demographics

1. Your gender



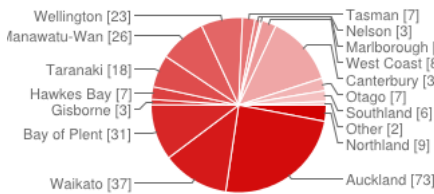
Male	10	3.3%
Female	289	96.3%
Would rather not say	1	0.3%

2. Which age group do you belong to?



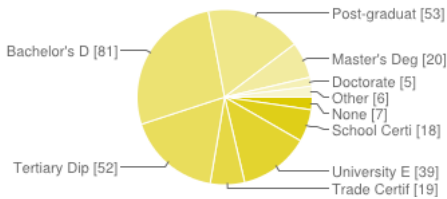
Younger than 20 years	0	0%
20-29 years	8	2.7%
30-39 years	96	32%
40-49 years	161	53.7%
50-59 years	30	10%
60+ years	2	0.7%
Would rather not say	3	1%

3. Which region of New Zealand do you live in?



Northland	9	3%
Auckland	73	24.3%
Waikato	37	12.3%
Bay of Plenty	31	10.3%
Gisborne	3	1%
Hawkes Bay	7	2.3%
Taranaki	18	6%
Manaw	26	8.7%
Wellington	23	7.7%
Tasman	7	2.3%
Nelson	3	1%
Marlborough	1	0.3%
West Coast	8	2.7%
Canterbury	39	13%
Otago	7	2.3%
Southland	6	2%
Other	2	0.7%

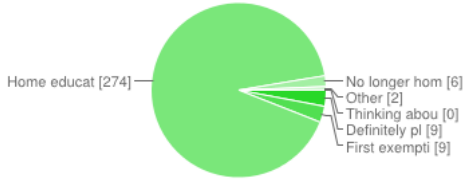
4. What is your highest level of qualification?



None	7	2.3%
School Certificate	18	6%
University Entrance / 6th Form Certificate	39	13%
Trade Certificate	19	6.3%
Tertiary Diploma	52	17.3%
Bachelor's Degree	81	27%
Post-graduate qualification	53	17.7%
Master's Degree	20	6.7%
Doctorate	5	1.7%
Other	6	2%

Section 2 - Your Home Education Journey

5. Where are you on your homeschooling journey?



Thinking about home education as an option - Go to Q9

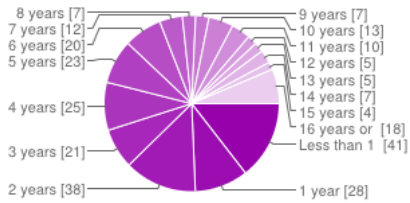
Definitely planning to home educate but have not applied for any exemptions yet - Go to Q9

First exemption application with the MOE at the moment - Go to Q9

Home educating at least one child aged over 6yrs

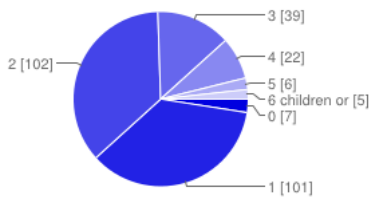
No longer home educating - (Note, you might find the remaining questions are not relevant for you. If your children have graduated from homeschooling then we'd love to know w
Other

6. How many years have you been home educating?



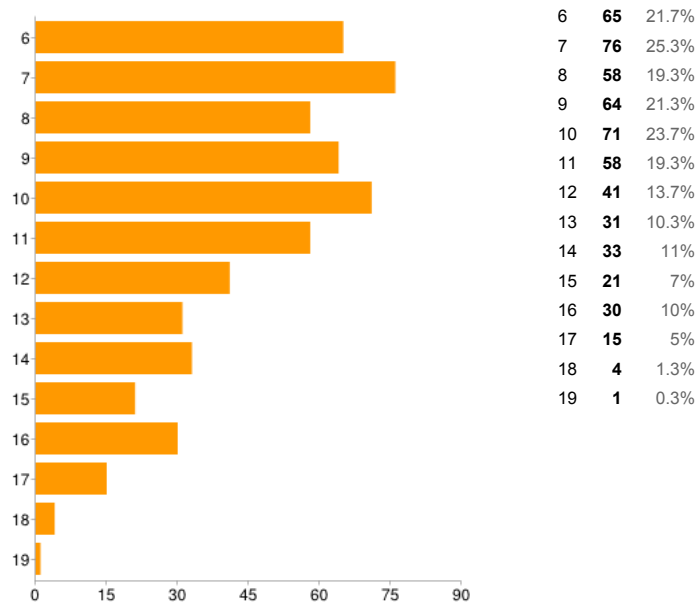
Less than 1 year	41	13.7%
1 year	28	9.3%
2 years	38	12.7%
3 years	21	7%
4 years	25	8.3%
5 years	23	7.7%
6 years	20	6.7%
7 years	12	4%
8 years	7	2.3%
9 years	7	2.3%
10 years	13	4.3%
11 years	10	3.3%
12 years	5	1.7%
13 years	5	1.7%
14 years	7	2.3%
15 years	4	1.3%
16 years or longer	18	6%

7. How many children are you CURRENTLY home educating?

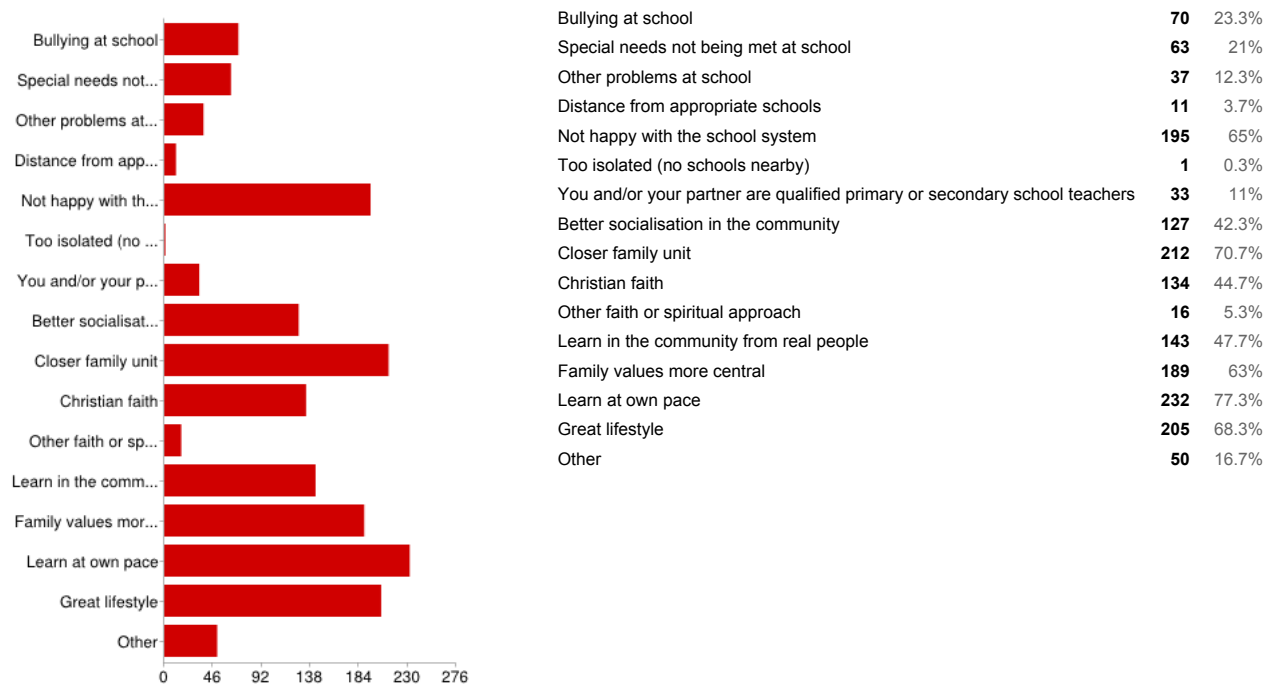


Number of Children	Count	Percentage
0	7	2.3%
1	101	33.7%
2	102	34%
3	39	13%
4	22	7.3%
5	6	2%
6 children or more	5	1.7%

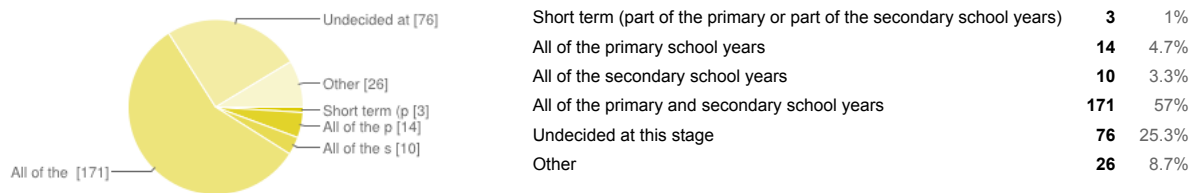
8. What ages are the children you are CURRENTLY home educating?



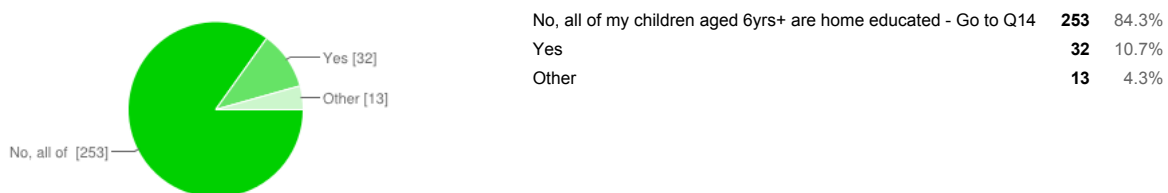
9. What were/are your motivations to homeschool?



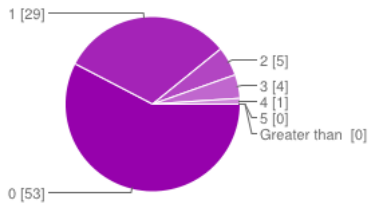
10. How long do you intend to home educate your children?



11. Do you have a mix of children attending school and children being educated at home?



12. How many children do you CURRENTLY have attending school?

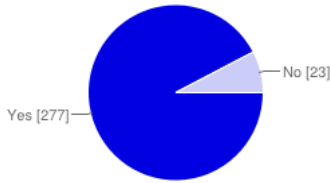


0	53	17.7%
1	29	9.7%
2	5	1.7%
3	4	1.3%
4	1	0.3%
5	0	0%
Greater than 5	0	0%

13. Why do you choose to have children attending school as well as children being educated at home?

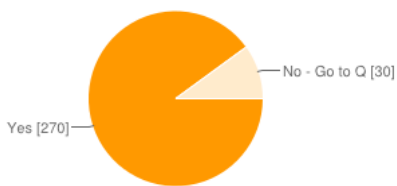
Responses have been removed to protect personal information and summarised in a separate document.

14. Do you belong to any of the home education support groups in your region?



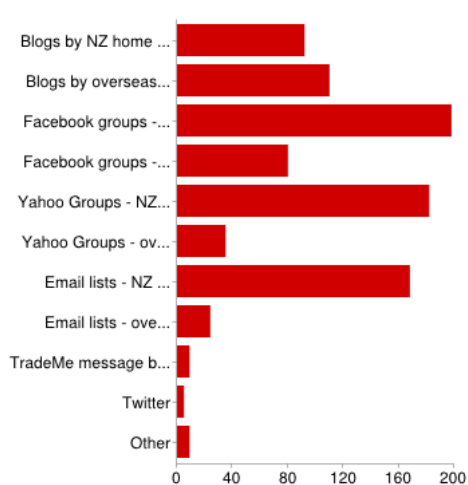
Yes	277	92.3%
No	23	7.7%

15. Do you use social media to interact with other home educators?



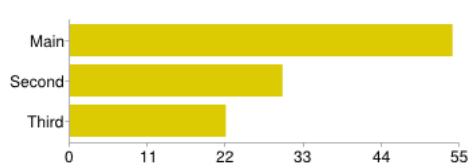
Yes	270	90%
No - Go to Q16	30	10%

If yes, which media do you use?



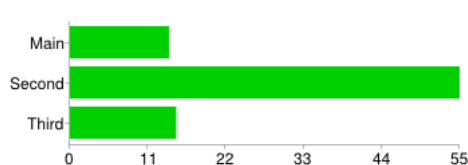
Blogs by NZ home educators	92	30.7%
Blogs by overseas home educators	110	36.7%
Facebook groups - NZ based	198	66%
Facebook groups - overseas based	80	26.7%
Yahoo Groups - NZ based	182	60.7%
Yahoo Groups - overseas based	35	11.7%
Email lists - NZ based	168	56%
Email lists - overseas based	24	8%
TradeMe message boards	9	3%
Twitter	5	1.7%
Other	9	3%

School at Home (traditional classroom method) [16. What is your main home education approach/style? Please also choose a second and third approach if applicable.]



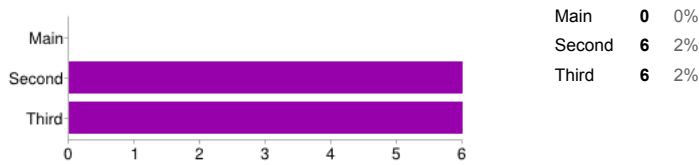
Main	54	18%
Second	30	10%
Third	22	7.3%

Unit Studies (integrated learning) [16. What is your main home education approach/style? Please also choose a second and third approach if applicable.]

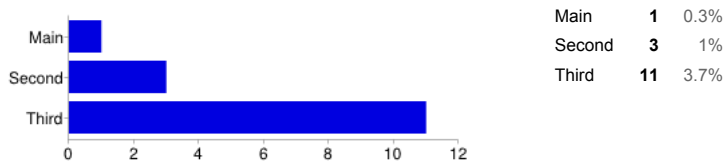


Main	14	4.7%
Second	55	18.3%
Third	15	5%

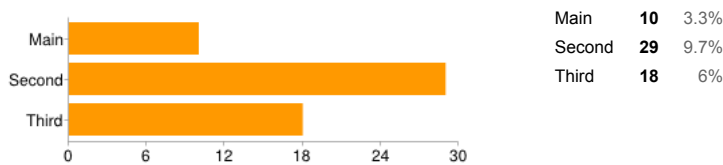
Montessori [16. What is your main home education approach/style? Please also choose a second and third approach if applicable.]



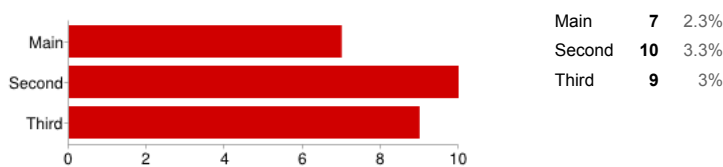
Waldorf Method (includes Steiner) [16. What is your main home education approach/style? Please also choose a second and third approach if applicable.]



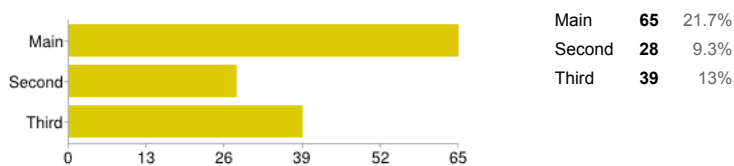
Charlotte Mason [16. What is your main home education approach/style? Please also choose a second and third approach if applicable.]



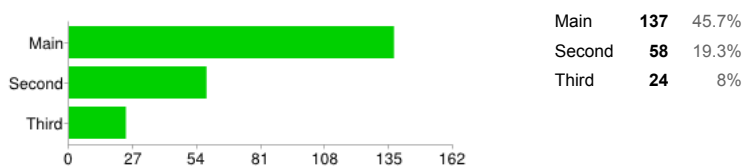
Classical/The Trivium [16. What is your main home education approach/style? Please also choose a second and third approach if applicable.]



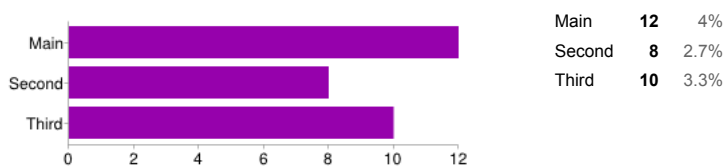
Unschooling (also known as child-led natural learning) [16. What is your main home education approach/style? Please also choose a second and third approach if applicable.]



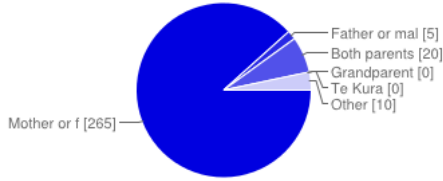
Eclectic (mixed approach) [16. What is your main home education approach/style? Please also choose a second and third approach if applicable.]



Other method [16. What is your main home education approach/style? Please also choose a second and third approach if applicable.]

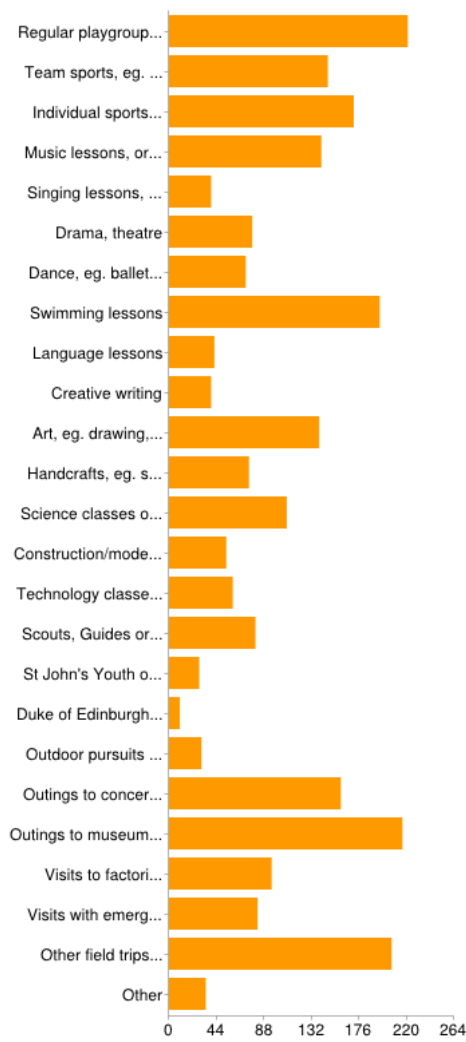


17. Who delivers the day-to-day learning for your homeschooled child(ren)?



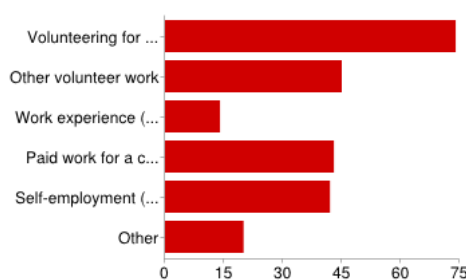
Mother or female caregiver	265	88.3%
Father or male caregiver	5	1.7%
Both parents or caregivers, equally	20	6.7%
Grandparent	0	0%
Te Kura	0	0%
Other	10	3.3%

18. What organised activities have your home educated children participated in over the last twelve months?



Regular playgroups or social gatherings	221	73.7%
Team sports, eg. soccer, netball	147	49%
Individual sports, eg. rock climbing, horse riding	171	57%
Music lessons, orchestra	141	47%
Singing lessons, choir	39	13%
Drama, theatre	77	25.7%
Dance, eg. ballet, jazz	71	23.7%
Swimming lessons	195	65%
Language lessons	42	14%
Creative writing	39	13%
Art, eg. drawing, painting	139	46.3%
Handcrafts, eg. sewing	74	24.7%
Science classes or courses	109	36.3%
Construction/modelling, eg. Lego-based courses, model making	53	17.7%
Technology classes, eg. programming, robotics	59	19.7%
Scouts, Guides or similar	80	26.7%
St John's Youth or similar	28	9.3%
Duke of Edinburgh Awards	10	3.3%
Outdoor pursuits courses	30	10%
Outings to concerts and performances	159	53%
Outings to museums and galleries	216	72%
Visits to factories and industry	95	31.7%
Visits with emergency services and other community groups	82	27.3%
Other field trips/outings	206	68.7%
Other	34	11.3%

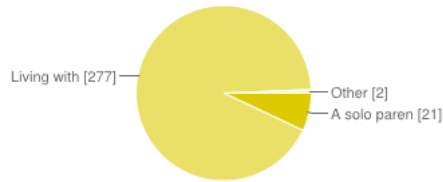
19. Do your home educated children participate in voluntary or paid work?



Volunteering for a community group	74	24.7%
Other volunteer work	45	15%
Work experience (unpaid) for a company or business	14	4.7%
Paid work for a company or business	43	14.3%
Self-employment (child's own small business)	42	14%
Other	20	6.7%

Section 3 - Your Family Structure

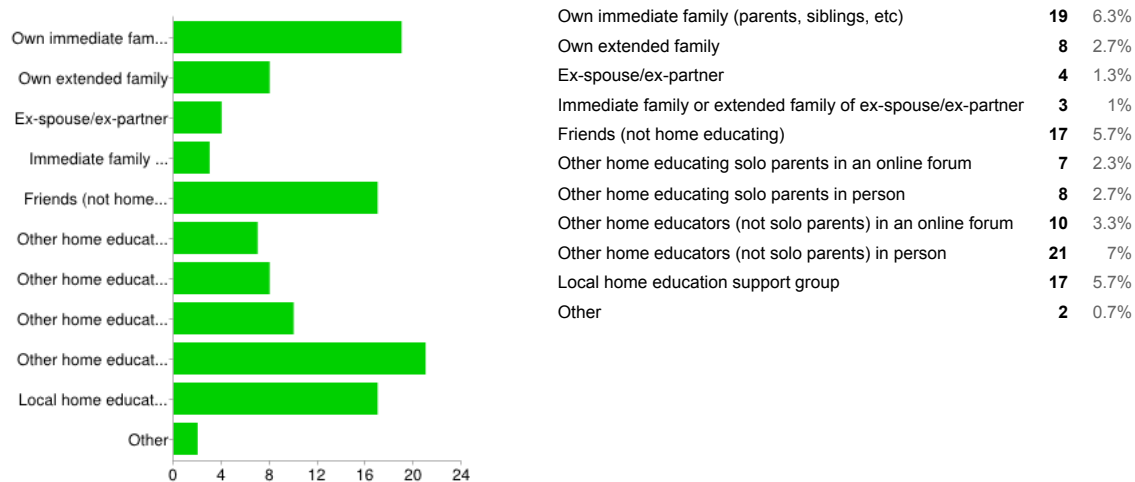
20. Are you ...



A solo parent - Go to Q21	21	7%
Living with your significant other (married, de facto, civil union, etc) - Go to Q25	277	92.3%
Other	2	0.7%

Solo Home Educating Parents

21. Who forms your support network?



22. How do you manage the WINZ work requirements, if applicable?

Responses have been removed to protect personal information and summarised in a separate document.

23. What is your greatest challenge with regard to solo home educating?

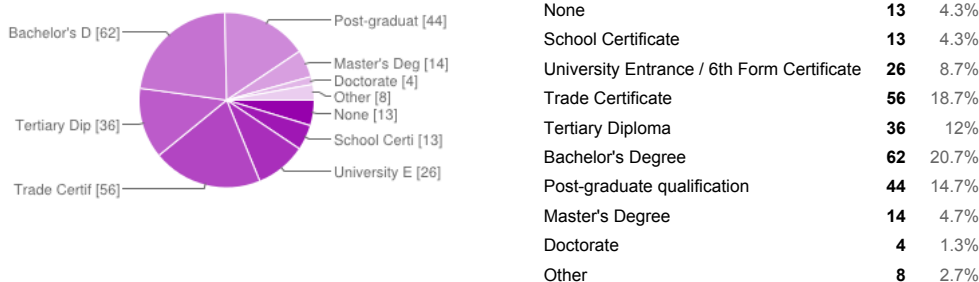
Responses have been removed to protect personal information and summarised in a separate document.

24. What are the most significant benefits of home educating for your family?

Responses have been removed to protect personal information and summarised in a separate document.

Non-Solo Home Educators

25. What is the highest level of qualification of your spouse/partner/significant other?



26. What are the biggest challenges you face as a home educating family?

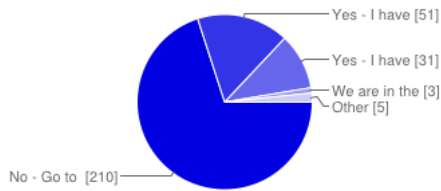
Responses have been removed to protect personal information and summarised in a separate document.

27. What are the most significant benefits of home educating for your family?

Responses have been removed to protect personal information and summarised in a separate document.

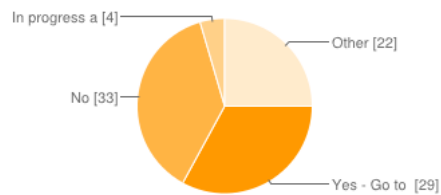
Section 4 - Home Educating Children with Special Education Needs

28. Do you home educate a child with special education needs?



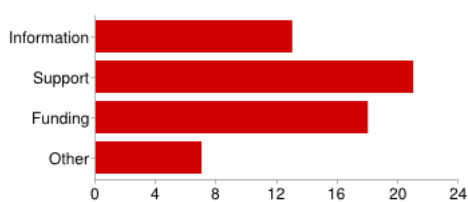
No - Go to Q31	210	70%
Yes - I have at least one child who has been diagnosed with special education needs through official channels	51	17%
Yes - I have at least one child who fits the definition of "special education needs" but he/she has never been officially diagnosed	31	10.3%
We are in the process of officially diagnosing special education needs at the moment for at least one of our children	3	1%
Other	5	1.7%

29. Have you been able to access help/support for your child through the appropriate agencies?



Yes - Go to Q30	29	9.7%
No	33	11%
In progress at the moment	4	1.3%
Other	22	7.3%

If no, what have you been unable to access?

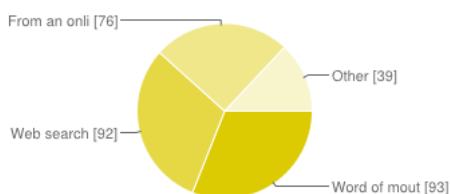


Information	13	4.3%
Support	21	7%
Funding	18	6%
Other	7	2.3%

30. Please describe your experience of seeking/receiving support for your child from the appropriate special education needs agencies.

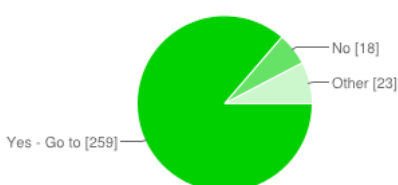
Section 5 - Your Thoughts About NCHENZ (so that we can improve our service to you)

31. How did you originally find out about NCHENZ?



Word of mouth	93	31%
Web search	92	30.7%
From an online forum	76	25.3%
Other	39	13%

32. Would you/do you recommend NCHENZ to other home educators?

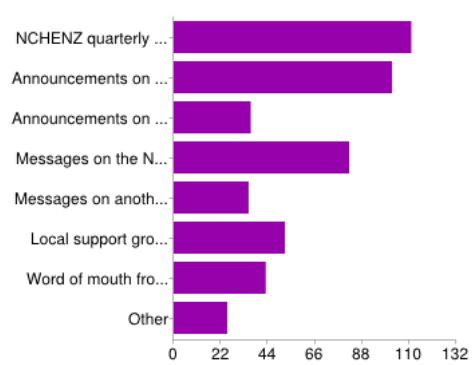


Yes - Go to Q33	259	86.3%
No	18	6%
Other	23	7.7%

If no, why not?

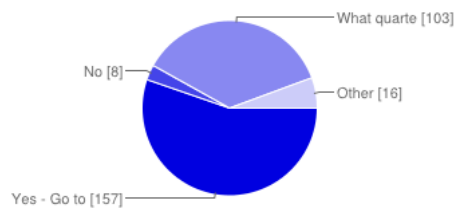
Responses have been removed to protect personal information.

33. How do you find out about current NCHENZ subscription offers and other news?



NCHENZ quarterly newsletter	111	37%
Announcements on the NCHENZ Facebook group	102	34%
Announcements on another Facebook group	36	12%
Messages on the NCHENZ Yahoo group	82	27.3%
Messages on another Yahoo group	35	11.7%
Local support group communications (emails/newsletters)	52	17.3%
Word of mouth from other home educators in person	43	14.3%
Other	25	8.3%

34. Do you enjoy reading the quarterly newsletter?



Yes - Go to Q35	157	52.3%
No	8	2.7%
What quarterly newsletter?	103	34.3%
Other	16	5.3%

If no, why not?

Responses have been removed to protect personal information.

35. What other information would you like to receive from NCHENZ?

Responses have been removed to protect personal information.

36. What do you think NCHENZ does exceptionally well?

Responses have been removed to protect personal information.

37. What could NCHENZ do better?

Responses have been removed to protect personal information.

Section 6 - Past Home Educators and Home Education Graduates

38. We're looking to get in touch with past home educators and graduates for further research. Would you be willing to participate? If yes, please leave an email address for us to contact you. If you know of someone else who might be willing to participate please ask them to email NCHENZ at info@nchenz.org.nz.

Final Comments

39. Further comments.

Responses have been removed to protect personal information and summarised in a separate document.