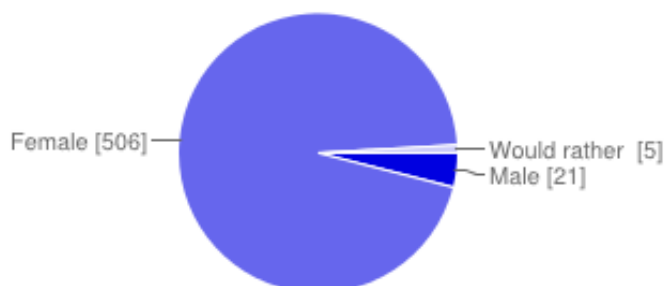


NCHENZ Statistical Survey 2013

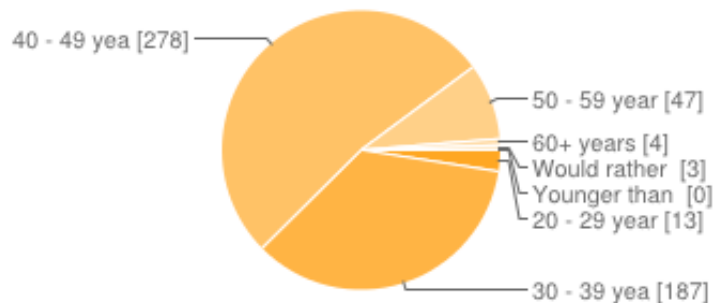
Community Demographics

1. Your Gender



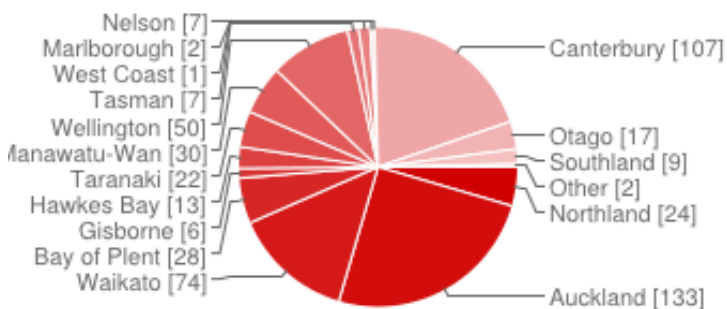
Male	21	4%
Female	506	95%
Would rather not say	5	1%

2. Which age group do you belong to?



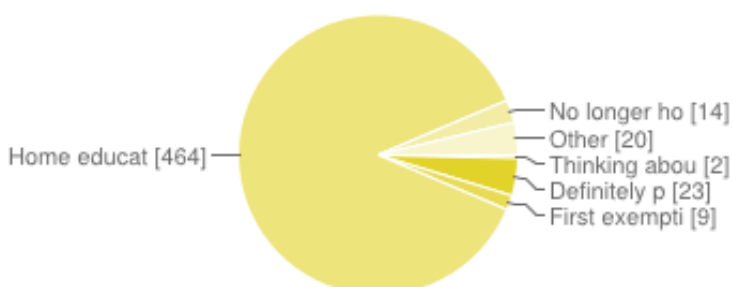
Younger than 20 years	0	0%
20 - 29 years	13	2%
30 - 39 years	187	35%
40 - 49 years	278	52%
50 - 59 years	47	9%
60+ years	4	1%
Would rather not say.	3	1%

3. Which region of New Zealand do you live in?



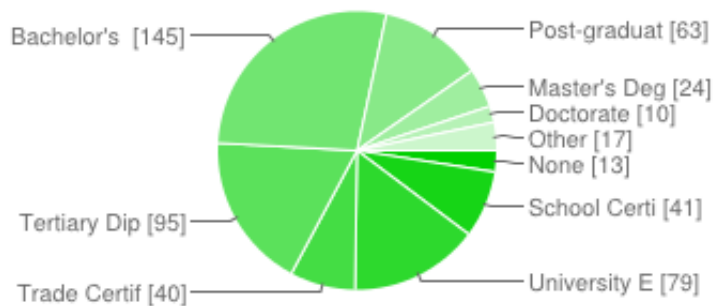
Northland	24	5%
Auckland	133	25%
Waikato	74	14%
Bay of Plenty	28	5%
Gisborne	6	1%
Hawkes Bay	13	2%
Taranaki	22	4%
Manawatu-Wanganui	30	6%
Wellington	50	9%
Tasman	7	1%
Nelson	7	1%
Marlborough	2	0%
West Coast	1	0%
Canterbury	107	20%
Otago	17	3%
Southland	9	2%
Other	2	0%

4. Please tell us where you are on your homeschooling journey?



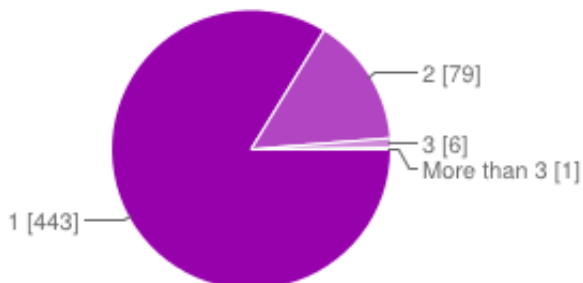
Thinking about home education as an option - Go to Q39	2	0%
Definitely planning to home educate but have not applied for any exemptions yet	23	4%
First exemption application with the MOE at the moment	9	2%
Home educating at least one child aged over 6yrs	464	87%
No longer home educating	14	3%
Other	20	4%

5. What is your highest level of qualification?



None	13	2%
School Certificate	41	8%
University Entrance / 6th Form Certificate	79	15%
Trade Certificate	40	8%
Tertiary Diploma	95	18%
Bachelor's Degree	145	28%
Post-graduate qualification	63	12%
Master's Degree	24	5%
Doctorate	10	2%
Other	17	3%

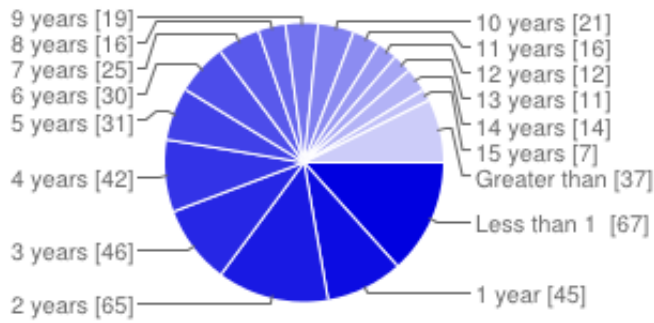
6. How many languages are spoken regularly in your home?



1	443	84%
2	79	15%
3	6	1%
More than 3	1	0%

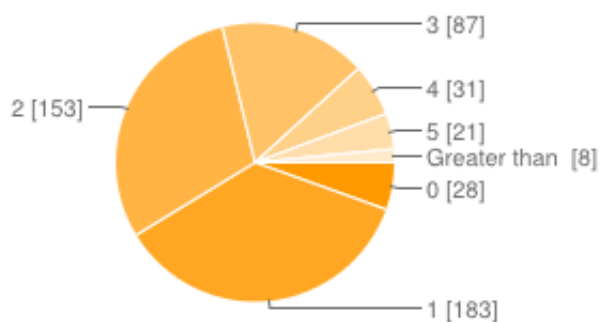
Home Education Statistics

7. How many years have you been home educating?



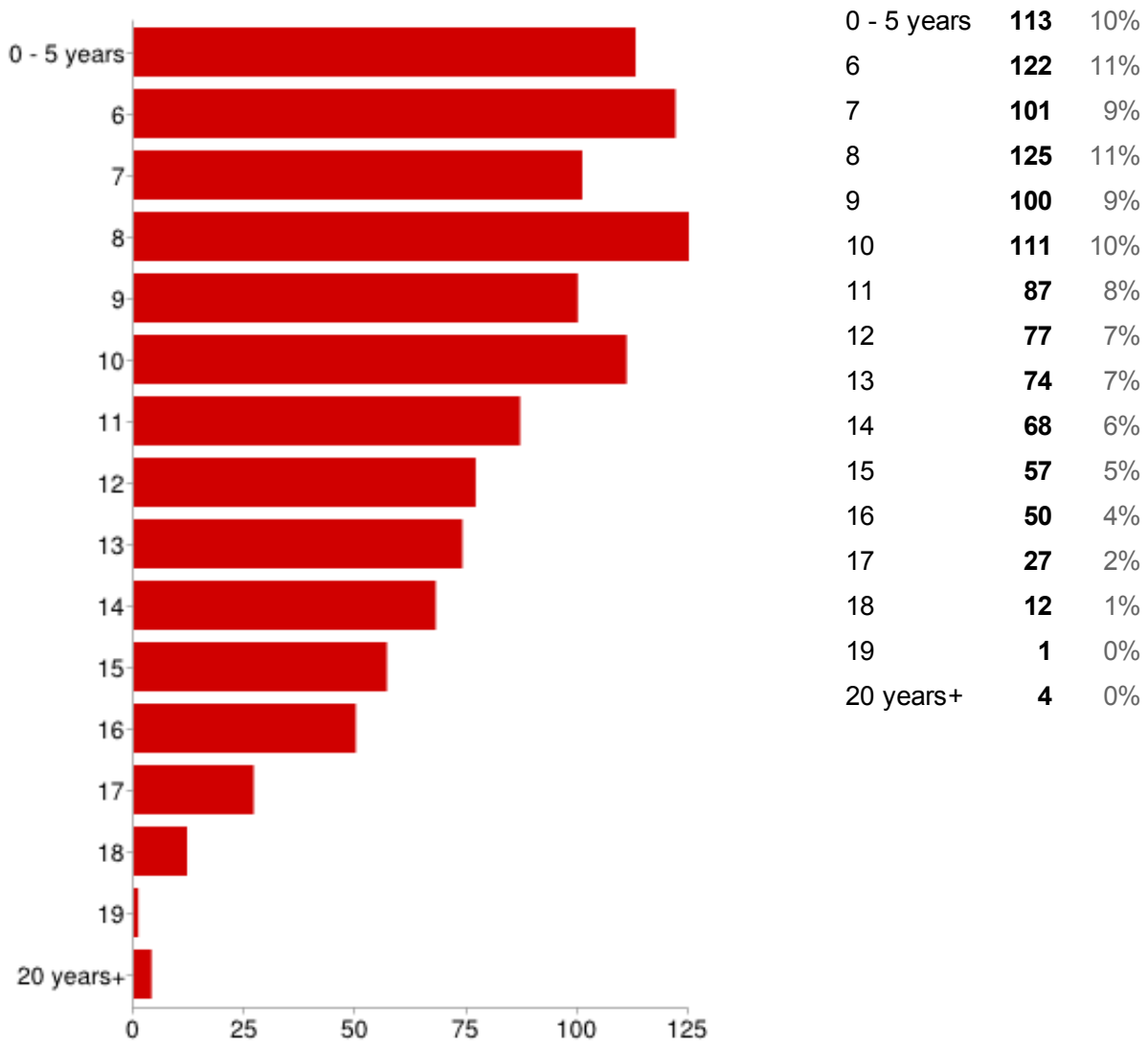
Less than 1 year	67	13%
1 year	45	9%
2 years	65	13%
3 years	46	9%
4 years	42	8%
5 years	31	6%
6 years	30	6%
7 years	25	5%
8 years	16	3%
9 years	19	4%
10 years	21	4%
11 years	16	3%
12 years	12	2%
13 years	11	2%
14 years	14	3%
15 years	7	1%
Greater than 15 years	37	7%

8. How many children are you CURRENTLY home educating?

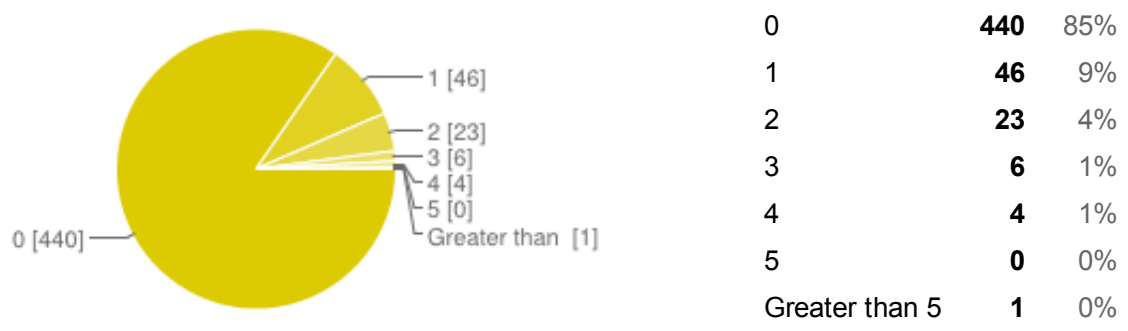


0	28	5%
1	183	36%
2	153	30%
3	87	17%
4	31	6%
5	21	4%
Greater than 5	8	2%

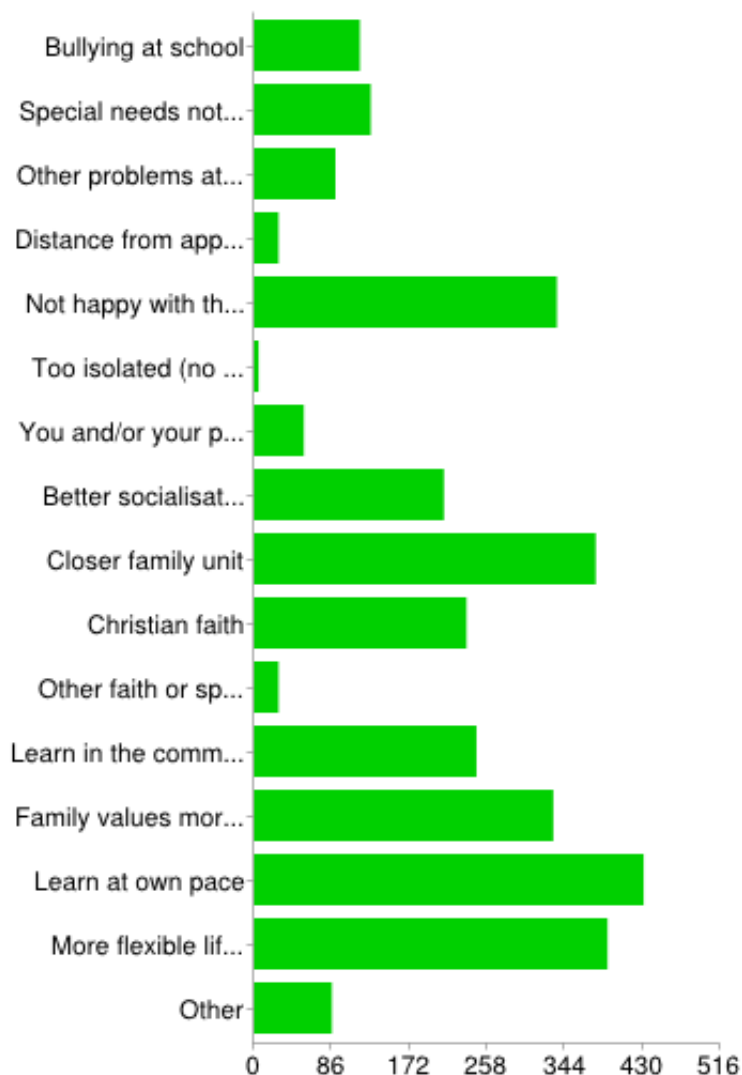
9. What age are the children you are CURRENTLY home educating?



10. How many children do you CURRENTLY have attending school?

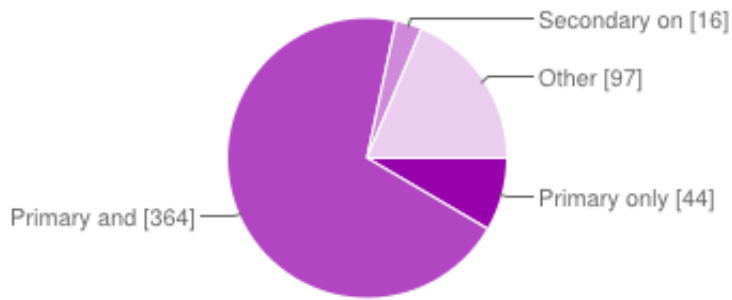


11. What were your motivations to homeschool?



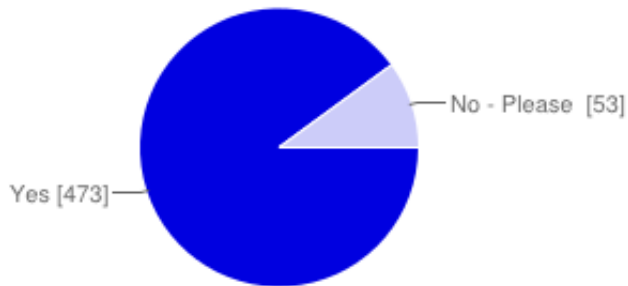
Bullying at school	117	4%
Special needs not being met at school	129	4%
Other problems at school	90	3%
Distance from appropriate schools	27	1%
Not happy with the school system	335	11%
Too isolated (no schools nearby)	5	0%
You and/or your partner are qualified primary or secondary school teachers	55	2%
Better socialisation in the community	210	7%
Closer family unit	378	12%
Christian faith	235	8%
Other faith or spiritual approach	27	1%
Learn in the community from real people	246	8%
Family values more central	331	11%
Learn at own pace	431	14%
More flexible lifestyle	391	13%
Other	86	3%

12. How long do you intend to home educate your children?



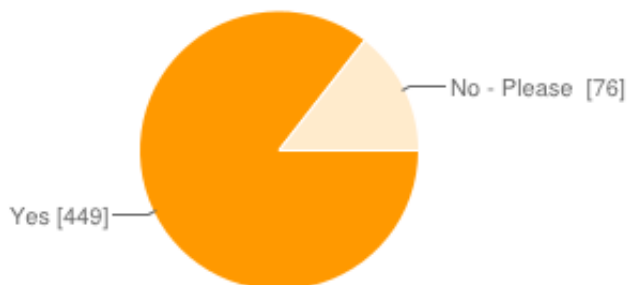
Primary only	44	8%
Primary and Secondary	364	70%
Secondary only	16	3%
Other	97	19%

13. Do you belong to any home education networks or support groups in your region?



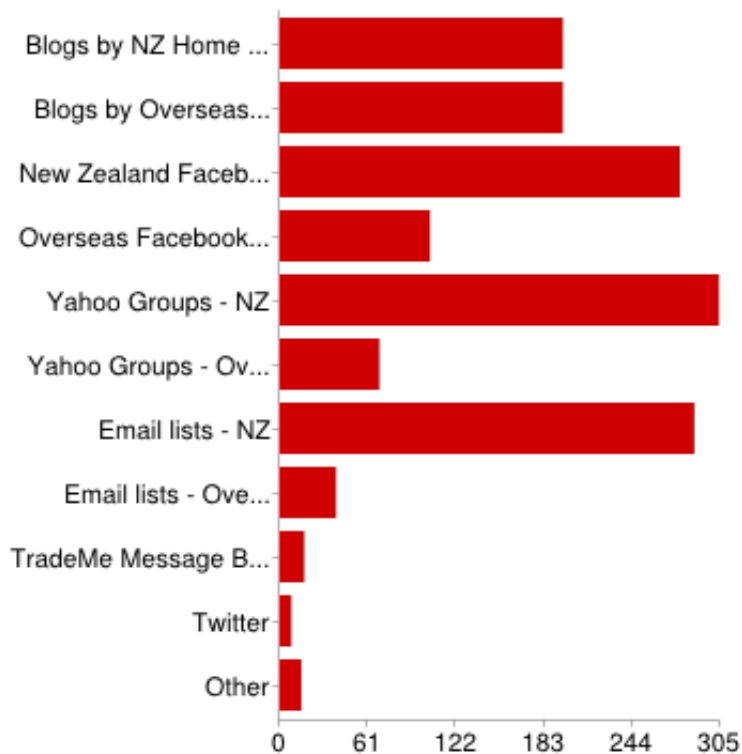
Yes	473	90%
No - Please go to Q15	53	10%

15. Do you use social media to interact with other home educators?



Yes	449	86%
No - Please go to Q17	76	14%

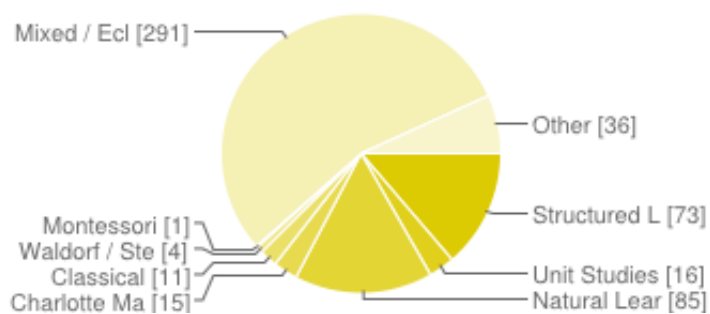
16. If yes, please indicate which media you use?



Blogs by NZ Home Educators	196	13%
Blogs by Overseas Home Educators	196	13%
New Zealand Facebook groups	277	18%
Overseas Facebook groups	104	7%
Yahoo Groups - NZ	304	20%
Yahoo Groups - Overseas	69	5%
Email lists - NZ	287	19%
Email lists - Overseas	39	3%
TradeMe Message Boards	17	1%
Twitter	8	1%
Other	15	1%

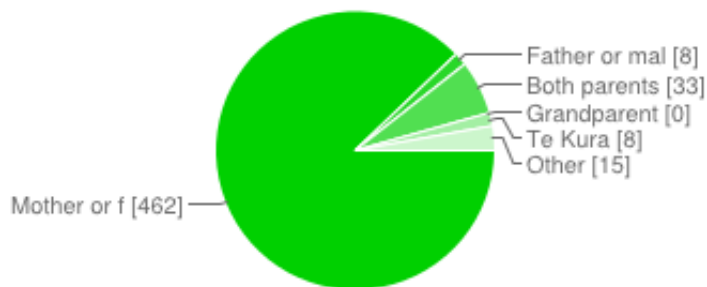
Home Education Style

17. How would you describe your style of Home Education?



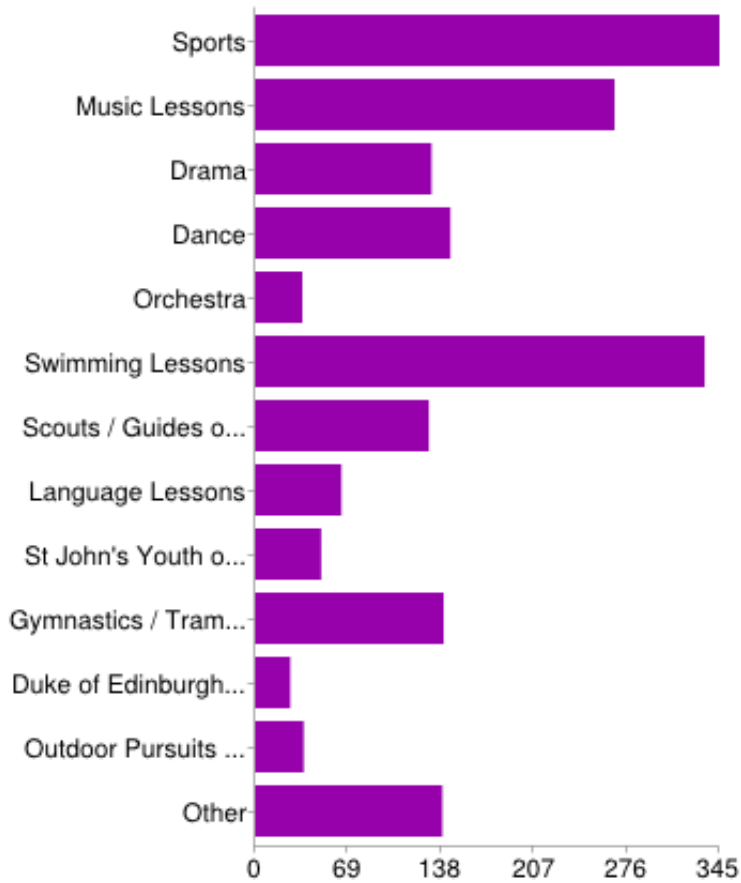
Structured Lesson Plans / School At Home	73	14%
Unit Studies	16	3%
Natural Learning / Unschooling	85	16%
Charlotte Mason	15	3%
Classical	11	2%
Waldorf / Steiner	4	1%
Montessori	1	0%
Mixed / Eclectic	291	55%
Other	36	7%

18. Who delivers the day-to-day learning for your home-schooled child(ren)?



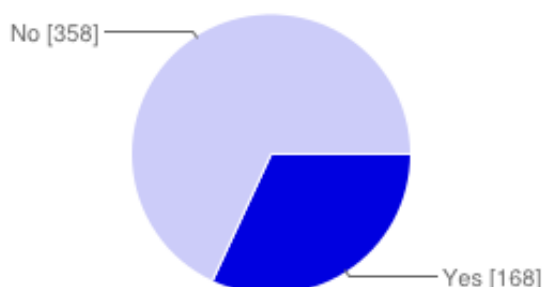
Mother or female caregiver	462	88%
Father or male caregiver	8	2%
Both parents or caregivers, equally.	33	6%
Grandparent	0	0%
Te Kura	8	2%
Other	15	3%

19. What other organised activities do your children participate in?



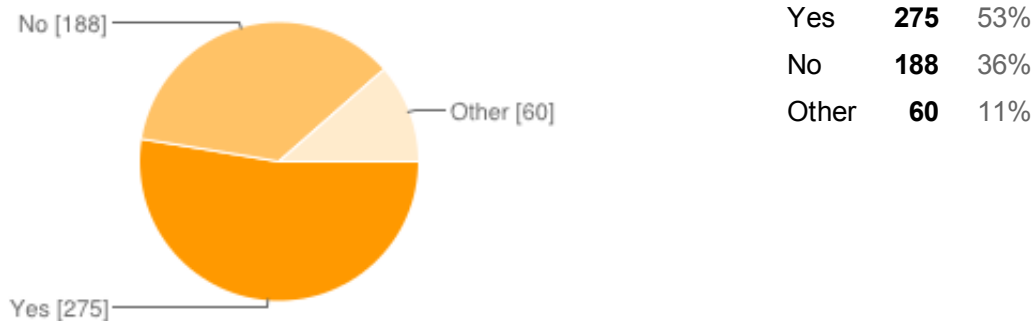
Sports	345	19%
Music Lessons	267	15%
Drama	131	7%
Dance	145	8%
Orchestra	35	2%
Swimming Lessons	334	18%
Scouts / Guides or similar	129	7%
Language Lessons	64	3%
St John's Youth or similar	49	3%
Gymnastics / Trampolining	140	8%
Duke of Edinburgh Awards	26	1%
Outdoor Pursuits courses	36	2%
Other	139	8%

20. Have you travelled OUTSIDE of New Zealand as part of your Home Education programme?



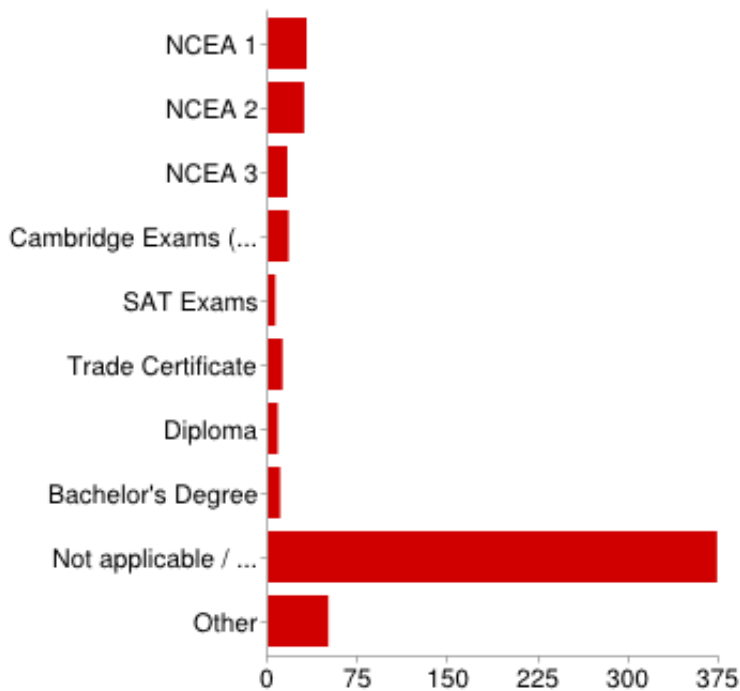
Yes	168	32%
No	358	68%

21. Do you plan to travel outside of NZ in the future as part of your home education programme?



Educational Outcomes

22. Which external qualifications have your children attained while being home educated?



NCEA 1	32	6%
NCEA 2	30	5%
NCEA 3	16	3%
Cambridge Exams (IGCSE)	17	3%
SAT Exams	6	1%
Trade Certificate	12	2%
Diploma	8	1%
Bachelor's Degree	10	2%
Not applicable / Young children only	373	67%
Other	50	9%

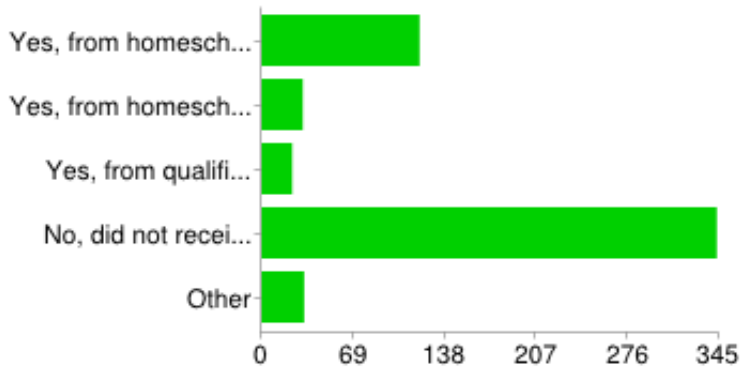
The Ministry of Education Processes

Exemption Process

23. How many Exemption Applications have you made in total?

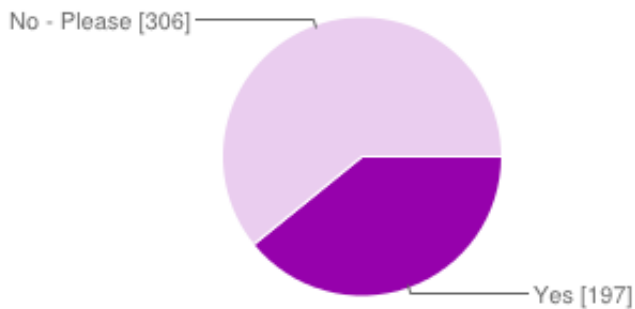


24. Did you receive help in completing your last exemption application? If so, who helped you?



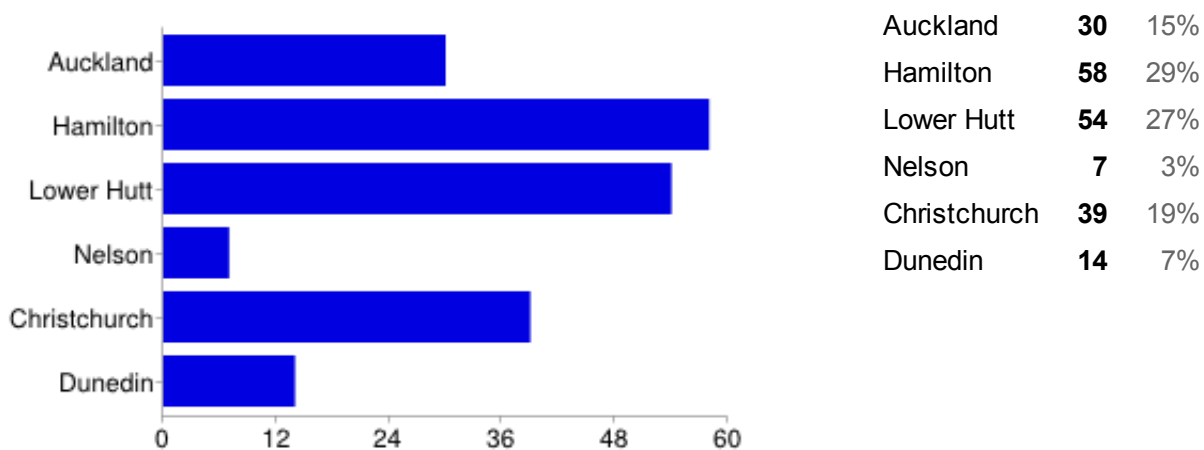
Yes, from homeschoolers you personally know	119	22%
Yes, from homeschoolers you don't personally know	31	6%
Yes, from qualified teacher friend/family member	23	4%
No, did not receive help	343	63%
Other	32	6%

25. Has the Ministry of Education ever asked you to provide more information to clarify your application?




Yes	197	39%
No - Please go to Q27	306	61%

26. If yes, which Ministry of Education Office requested more information?



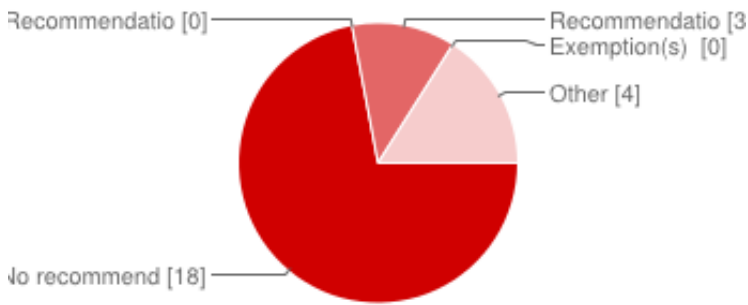
Education Review Office Reviews

27. Have you been reviewed SINCE 2009?



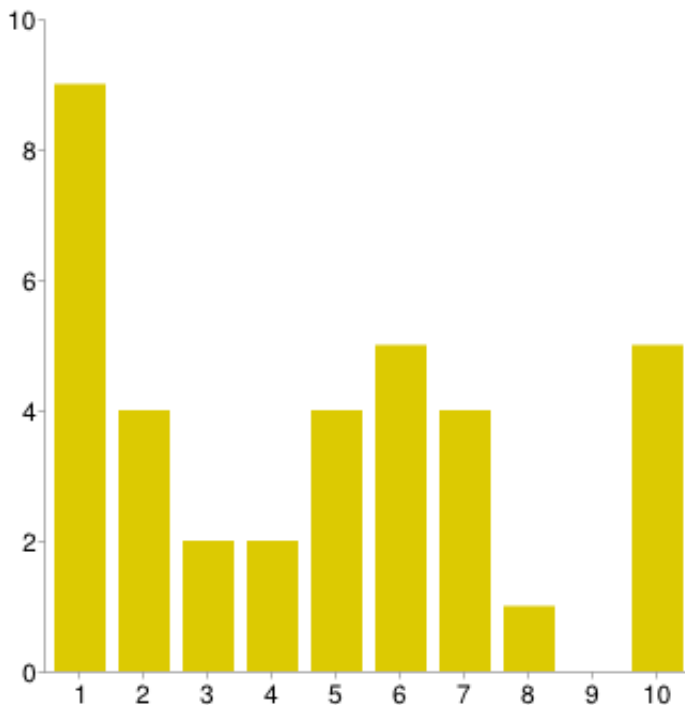
Yes	21	4%
No - Please go to Q31	492	96%

28. If yes, were any of the following applicable?



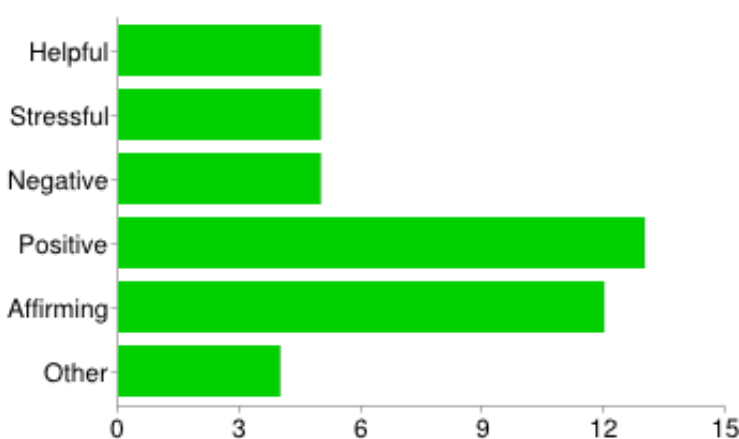
No recommendations	18	72%
Recommendations only	0	0%
Recommendations and a follow-up review	3	12%
Exemption(s) revoked	0	0%
Other	4	16%

29. Please rate the level of anxiety caused by the review.



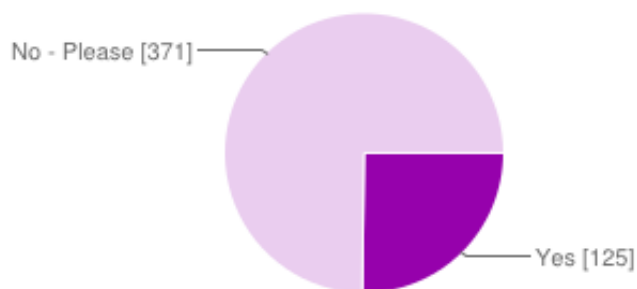
1	9	25%
2	4	11%
3	2	6%
4	2	6%
5	4	11%
6	5	14%
7	4	11%
8	1	3%
9	0	0%
10	5	14%

30. How would you describe the process?



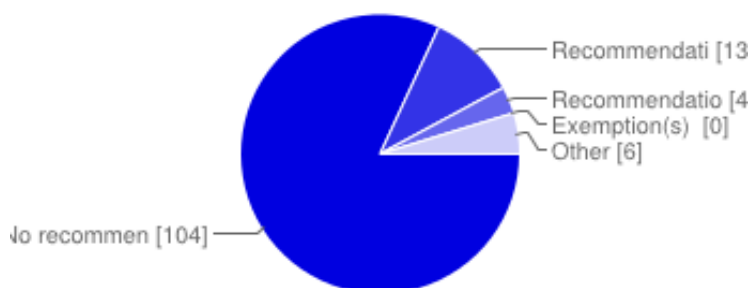
Helpful	5	11%
Stressful	5	11%
Negative	5	11%
Positive	13	30%
Affirming	12	27%
Other	4	9%

31. Were you reviewed PRIOR to 2009?



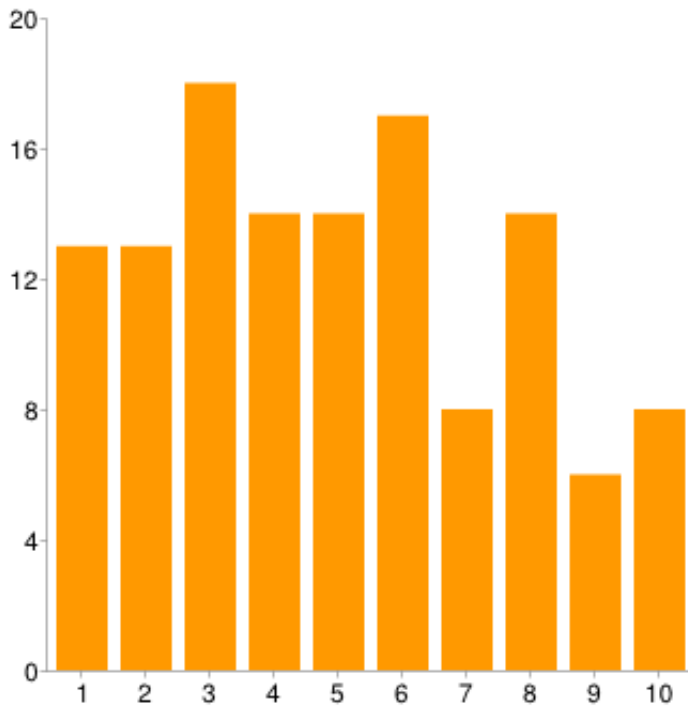
Yes	125	25%
No - Please go to Q35	371	75%

32. If yes, were any of the following applicable?



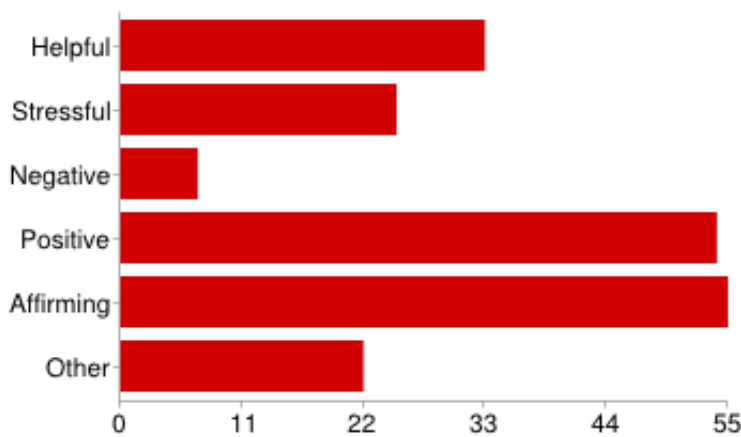
No recommendations	104	82%
Recommendations only	13	10%
Recommendations and a follow-up review	4	3%
Exemption(s) revoked	0	0%
Other	6	5%

33. Please rate the level of anxiety caused by the review.



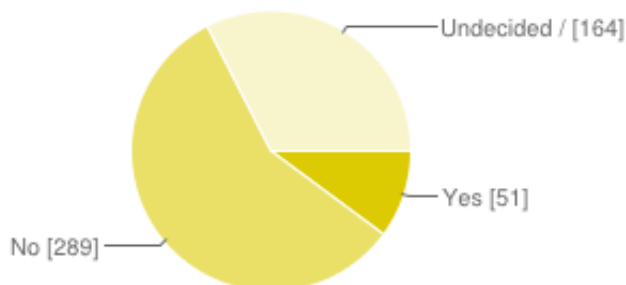
1	13	10%
2	13	10%
3	18	14%
4	14	11%
5	14	11%
6	17	14%
7	8	6%
8	14	11%
9	6	5%
10	8	6%

34. How would you describe the process?



Helpful	33	17%
Stressful	25	13%
Negative	7	4%
Positive	54	28%
Affirming	55	28%
Other	22	11%

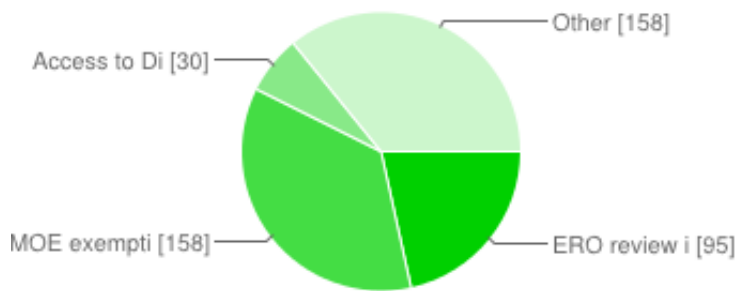
35. Would you prefer regular reviews?



Yes	51	10%
No	289	57%
Undecided / Unsure	164	33%

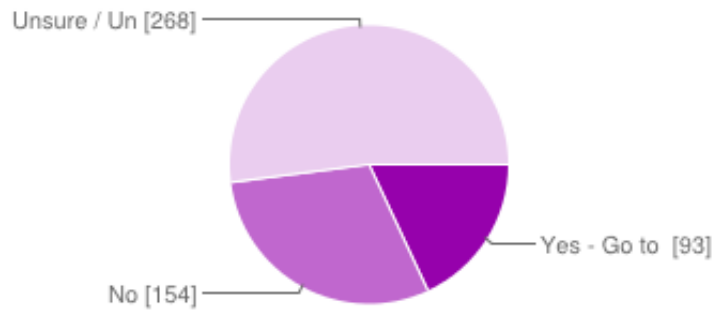
Current Home Education Issues

36. What do you see as the MOST pressing issue in homeschooling at the moment?



ERO review issues	95	22%
MOE exemption application issues	158	36%
Access to Disability Services	30	7%
Other	158	36%

37. Do you think the present "review by complaint" system is effective?



Yes - Go to Q39	93	18%
No	154	30%
Unsure / Undecided	268	52%